

# ANT-129-001

## 4G/5G Cross-Polarized (MIMO) 7-10 dBi Panel Antenna



### Applications

- High Gain Directional Signal Enhancement
- 4G/LTE & 5G Modems, Routers & Hotspots
- Poor Signal Coverage Areas
- Indoor or Outdoor Use
- Home / Office / Commercial Installations



### Product Features

- Cross-Polarized MIMO Elements for Improved Signal Quality & Performance
- Wide Beamwidth for Easy Positioning
- Weatherproof, Compact & Light-weight
- N Female Connectors
- Pole or Wall Mountable
- Compatible with all 4G & 5G Sub-6 Networks
- Compatible with most 4G & 5G Modems/Routers

### Ordering Information

Part No.	Description
ANT-129-001	Proxicast 4G/5G Cross-Polarized (MIMO) 7-10 dBi Fixed-Mount Panel Antenna

### General Description

Proxicast's dual polarized directional LTE MIMO antenna is ideal for signal enhancement in virtually any cellular application.

It is compatible with all 4G/LTE and 5G Sub-6 data services from Verizon, AT&T, T-Mobile, Bell Mobility, Rogers, Telus and most other cellular operators worldwide.

The antenna incorporates two separately fed ultra wideband high efficiency elements in a single housing which focus radio energy into a 75 degree beam enabling connection to distant cell towers. The elements are set at 90 degree angles to provide cross-polarized multiple input / multiple output (MIMO) connectivity for LTE & 5G radio equipment resulting in higher performance.

With appropriate adapter cables (not included), this antenna is compatible with cellular modems, hotspots and routers from Cisco, Cradlepoint, Digi, Pepwave, Proxicast, Sierra Wireless and others.

The antenna's compact, light-weight rugged housing, heavy duty mounting hardware and corrosion-resistant materials make it ideal for outdoor applications including building rooftops, utility poles, or surveillance trailers.

# ANT-129-001

## 4G/5G Cross-Polarized (MIMO) 7-10 dBi Panel Antenna



### Electrical Specifications

Parameter	Rating
Frequency Range (all Sub-6 GHz cellular bands)	600~960 MHz 1710~6000 MHz
Peak Gain	7 -10 dBi frequency dependent
Beam Width Horizontal	70° / 75°
Beam Width Vertical	75° / 60°
VSWR (in band)	≤2.3:1
Input Impedance	50 Ohm
Polarization	Vertical + Horizontal @ ±45° (90° relative)
Max Input Power	50 W
Ground Plane	Not Required
DC Grounded	No

### Mechanical Specifications

Parameter	Rating
Connector Type	2x N Female (jack)
Cable Length	12 in (300mm) RG58U low-loss coax
Mounting	Pole or Wall – Pole Mounting Bracket included 1.2 in min, 2.0 in max dia pole (30 – 50 mm)
Dimensions	11.8 x 7.2 X 2.75 in (300 x 183 x 70 mm)
Materials	Radome: UV stabilized ABS plastic Connector: Brass Mounting: Aluminum / Stainless U-Bolts: Hot Dipped Galvanized Steel
Antenna Color	Ivory
Weight	1.4 lb (0.64 kg) excluding mounting hardware
Operating Temperature	-40°C to +60°C

Operation of this device outside the parameter ranges given above may cause permanent damage.

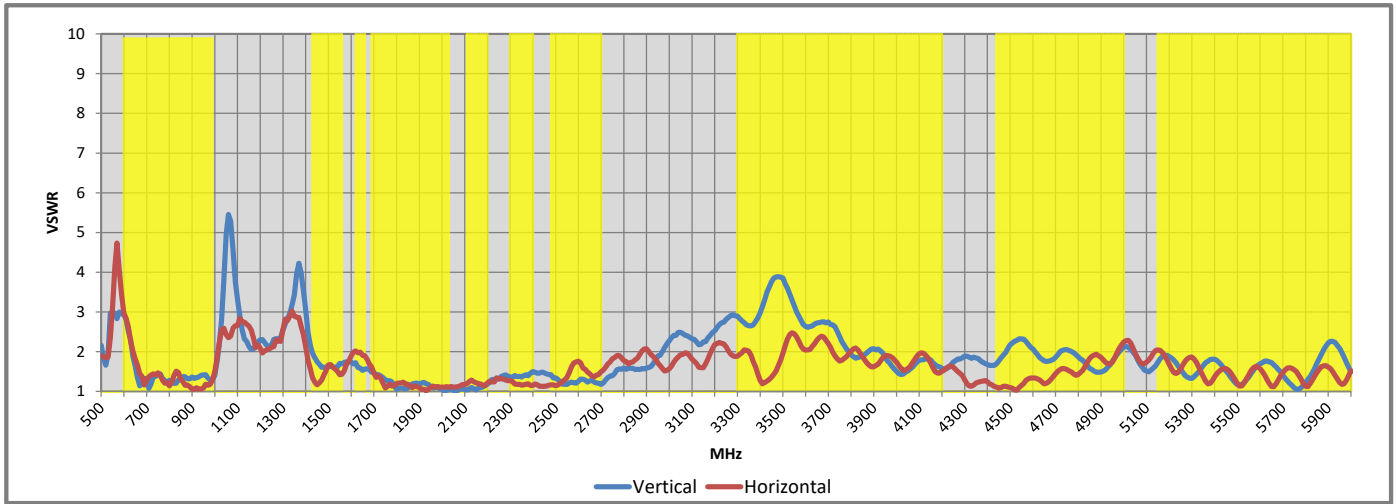
# ANT-129-001

4G/5G Cross-Polarized (MIMO) 7-10 dBi Panel Antenna

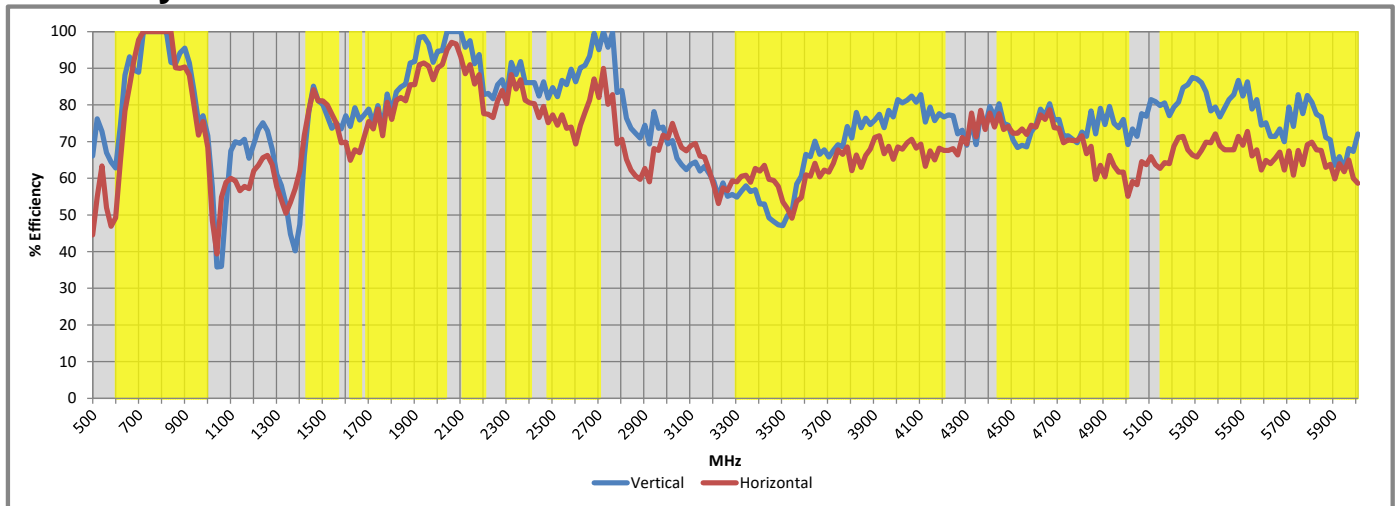


## Electrical Characteristics

### VSWR



### Efficiency



Highlighted areas represent the 4G & 5G FR1 frequency bands.

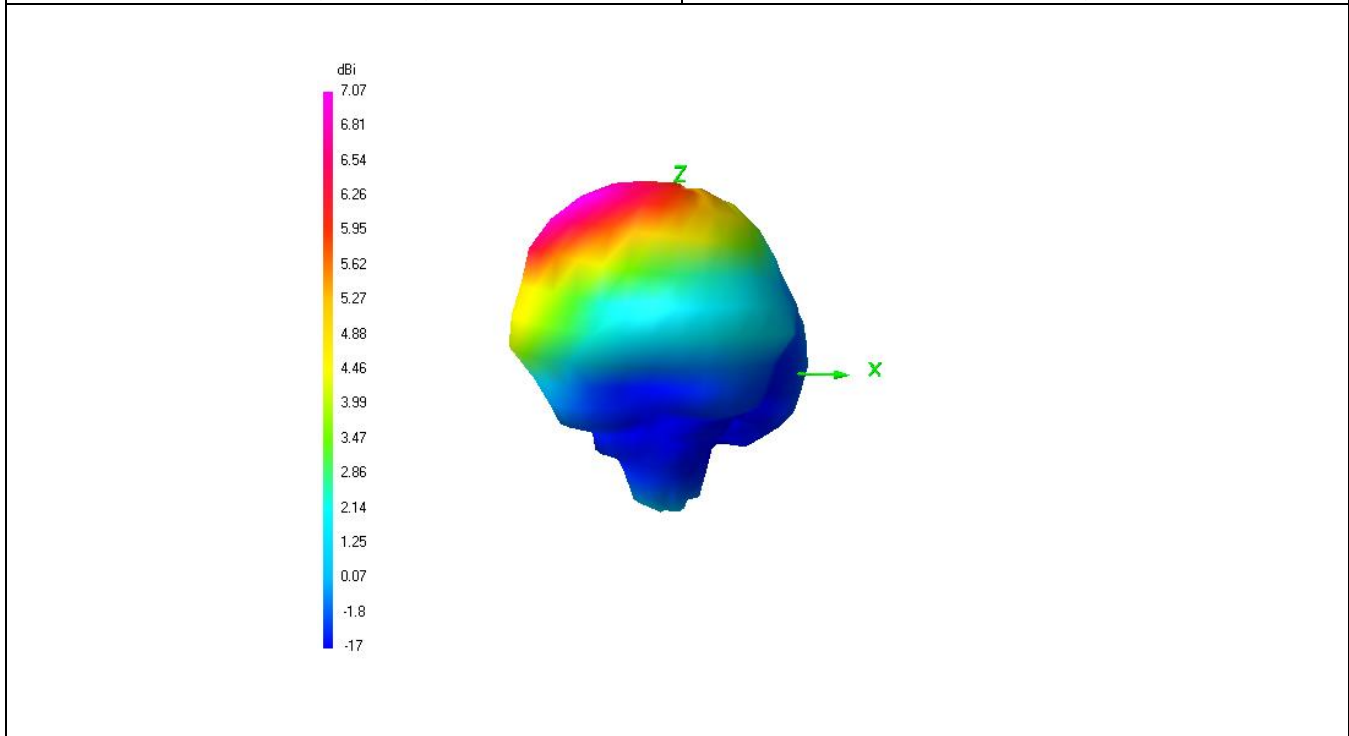
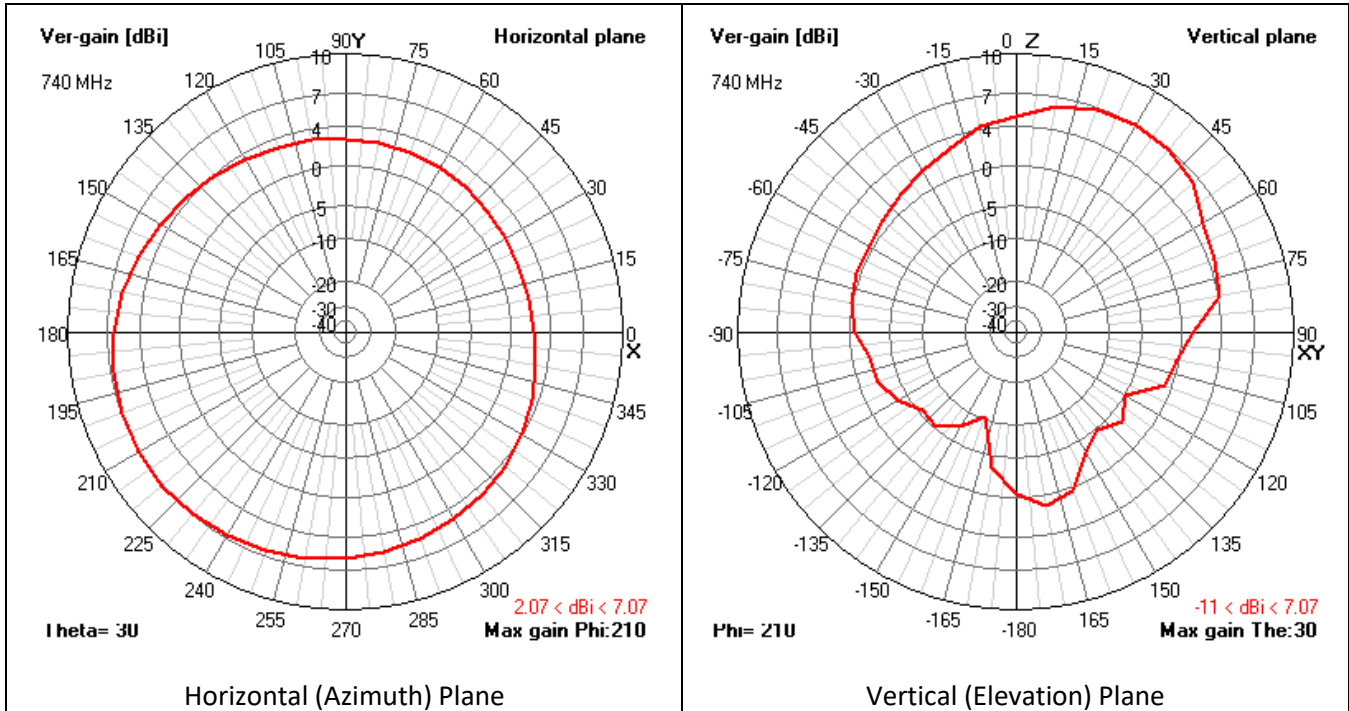
# ANT-129-001

4G/5G Cross-Polarized (MIMO) 7-10 dBi Panel Antenna



## Radiation Patterns

740 MHz



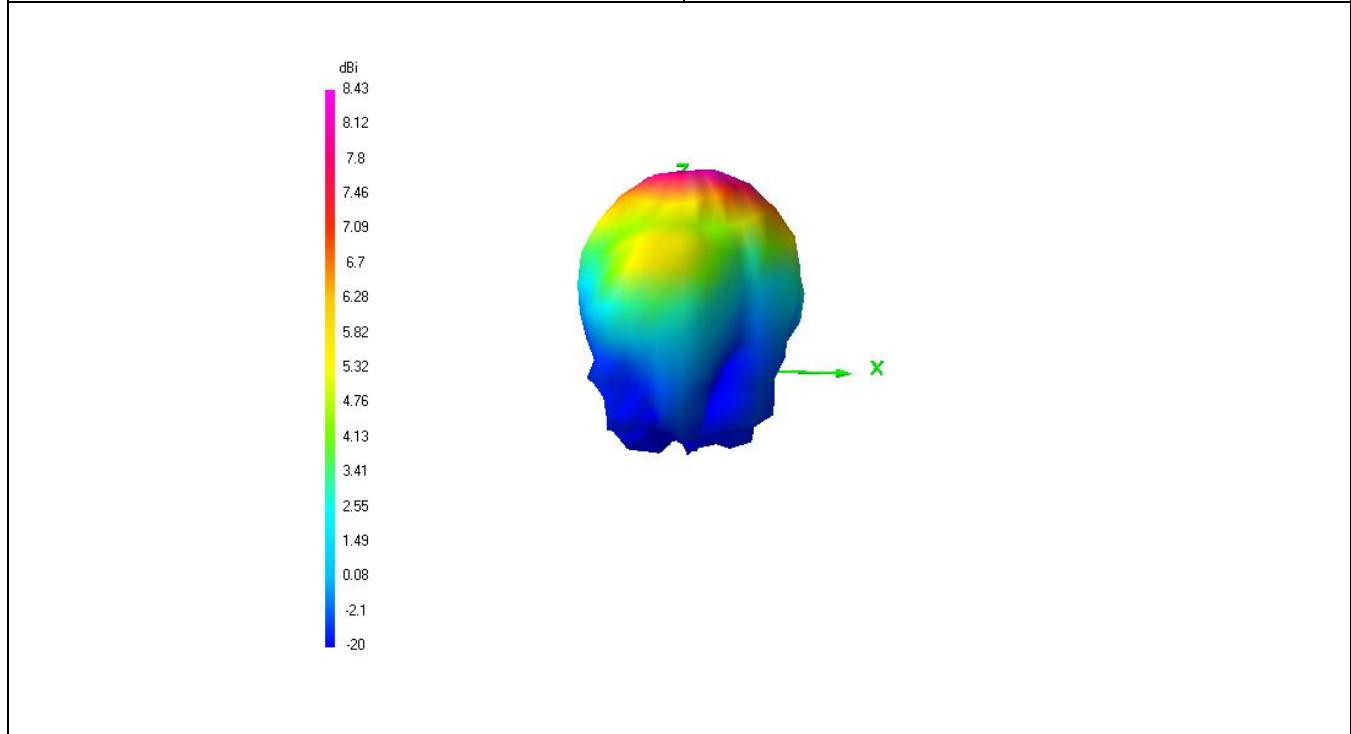
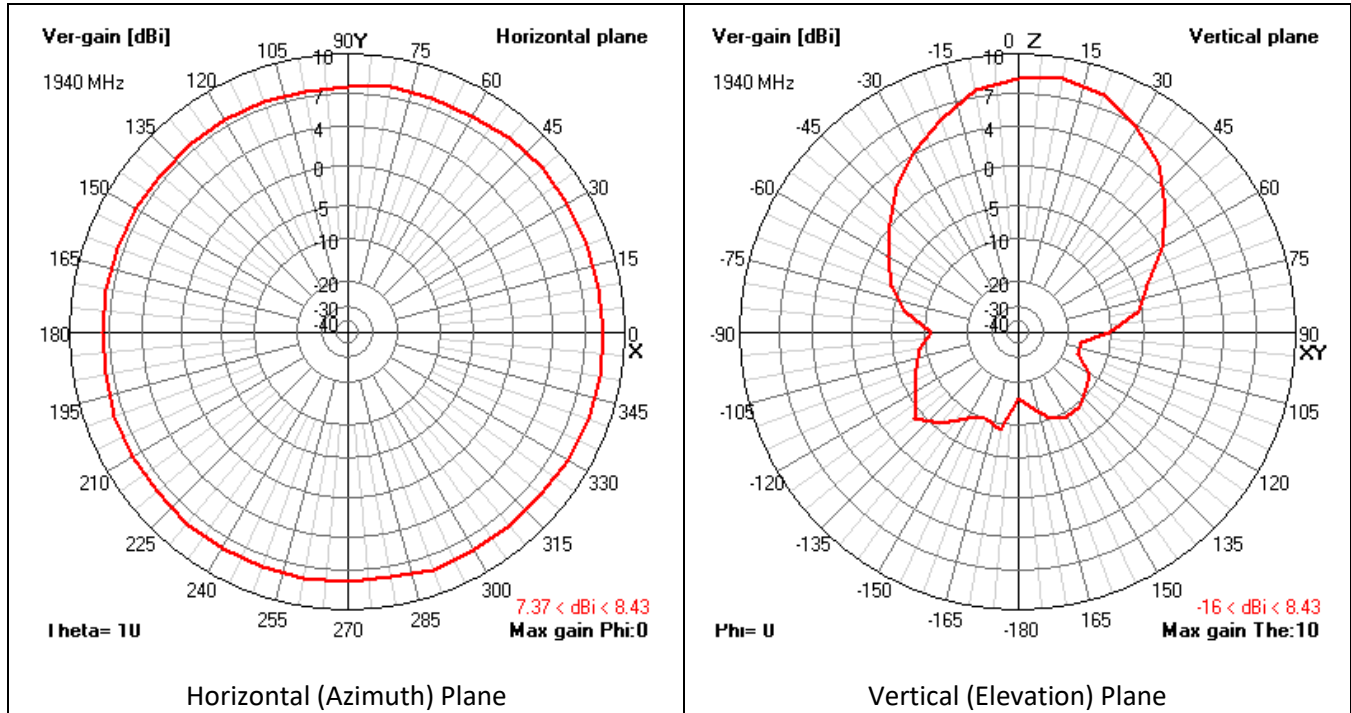
# ANT-129-001

4G/5G Cross-Polarized (MIMO) 7-10 dBi Panel Antenna



## Radiation Patterns

1940 MHz



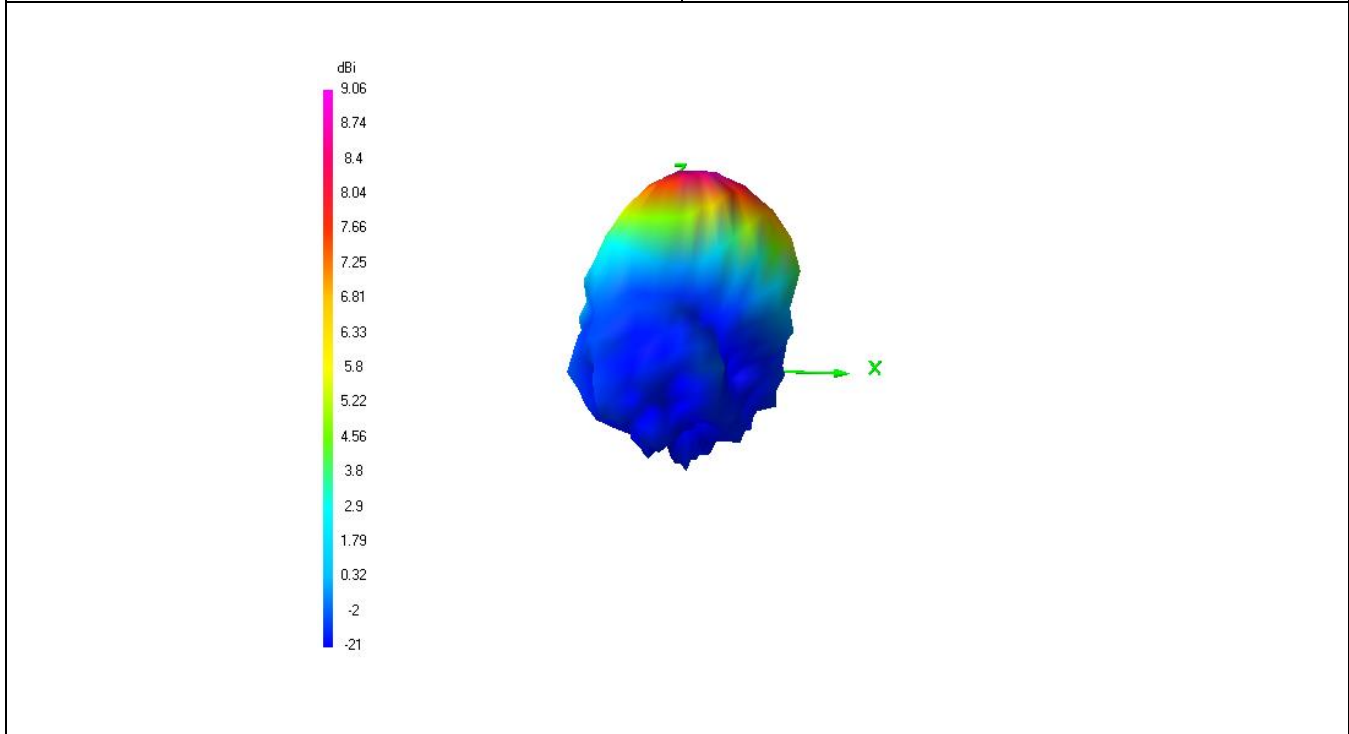
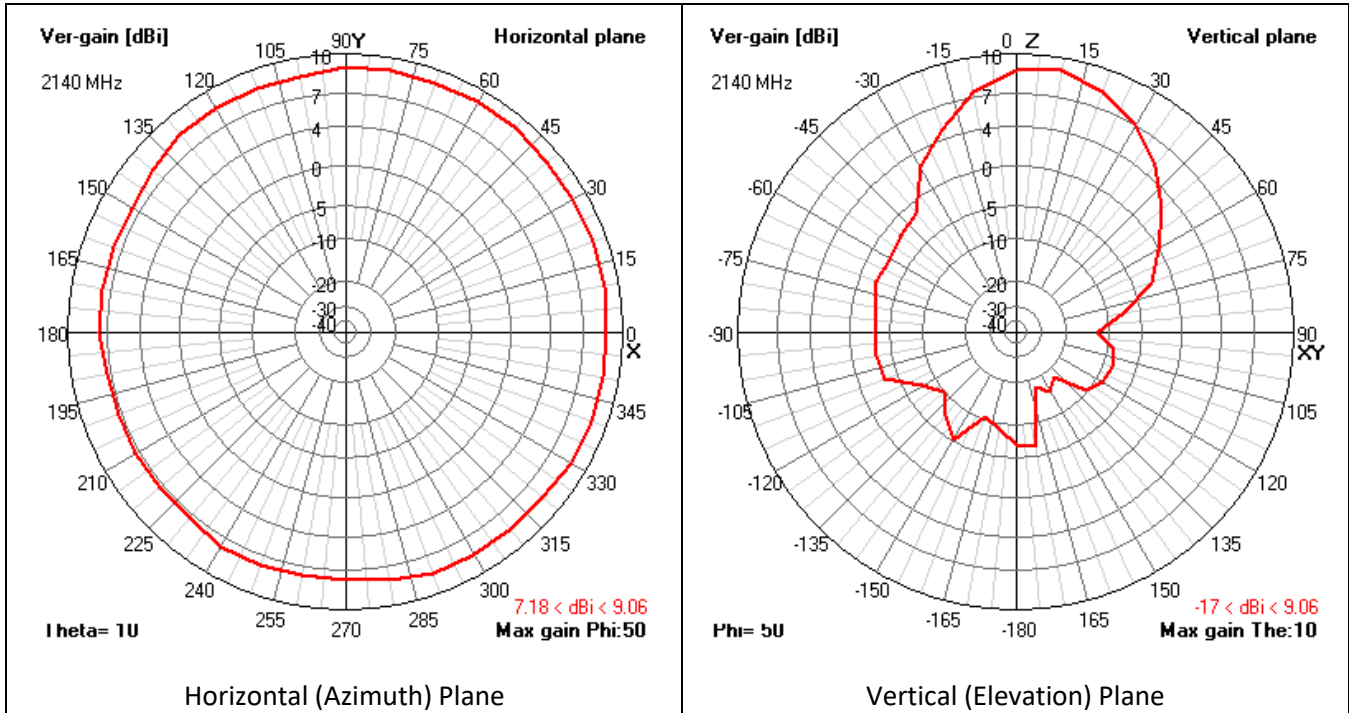
# ANT-129-001

4G/5G Cross-Polarized (MIMO) 7-10 dBi Panel Antenna



## Radiation Patterns

2140 MHz



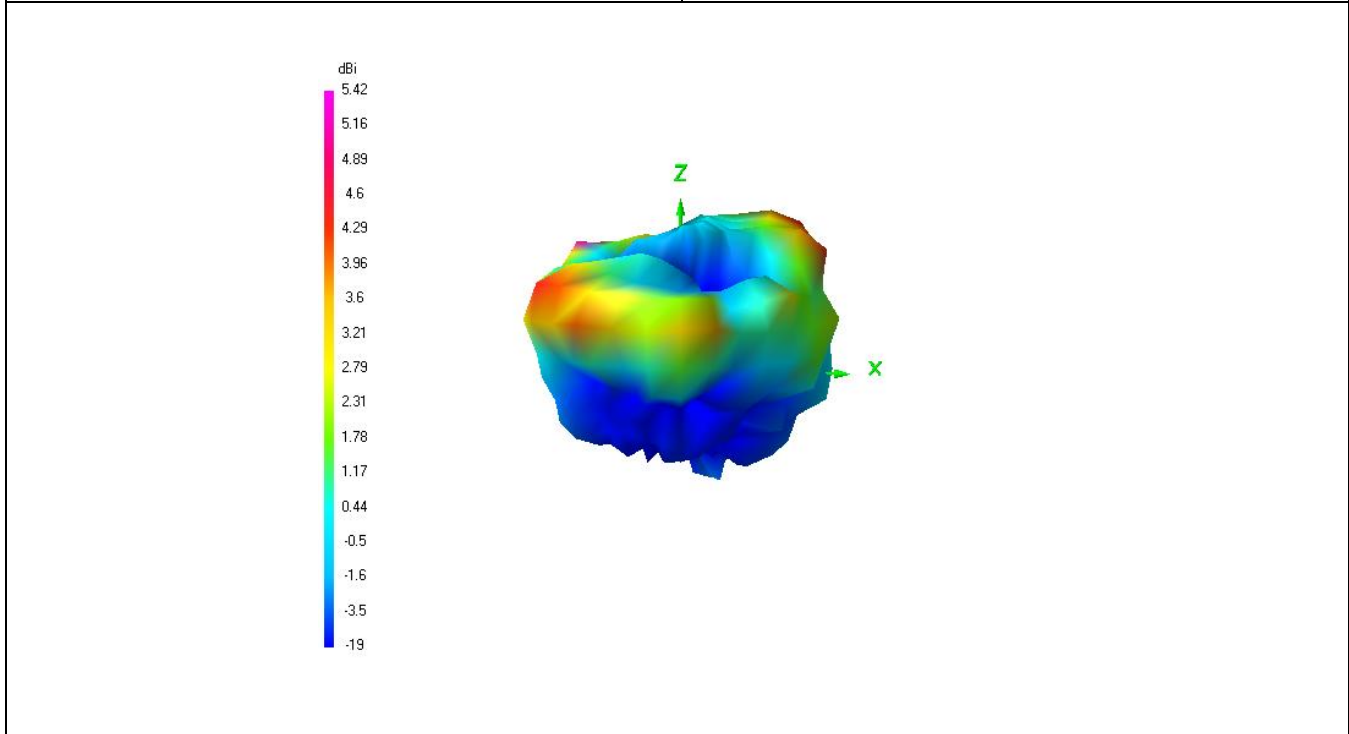
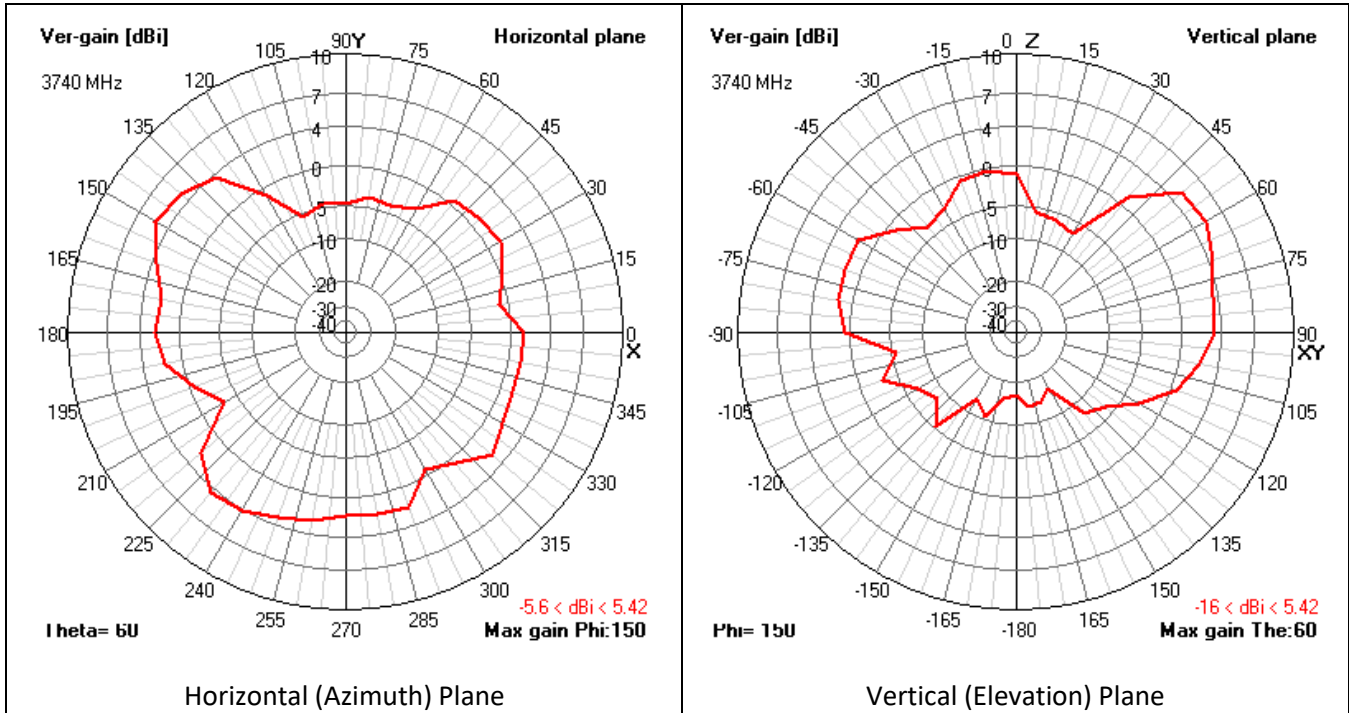
# ANT-129-001

4G/5G Cross-Polarized (MIMO) 7-10 dBi Panel Antenna



## Radiation Patterns

3740 MHz



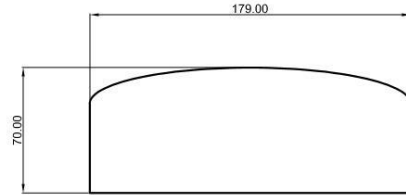
# ANT-129-001

## 4G/5G Cross-Polarized (MIMO) 7-10 dBi Panel Antenna

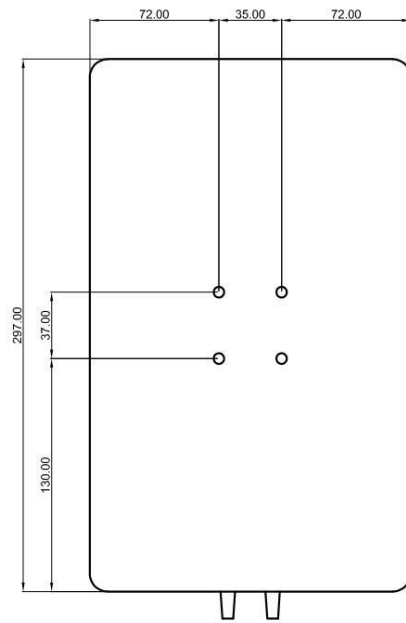


### Product Dimensions

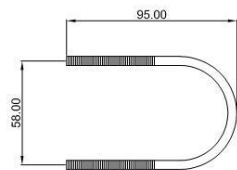
All dimensions in mm



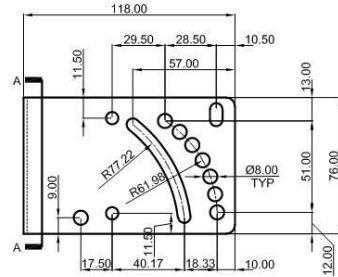
**ANTENNA - TOP**



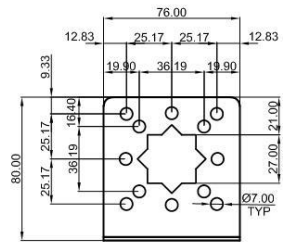
**ANTENNA - BACK**



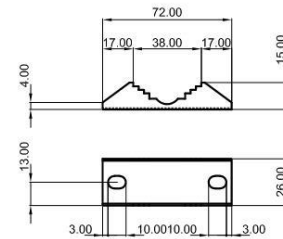
**"U" BOLT**



**MOUNTING PLATE**



**SECTION A-A**



**CLAMP**

**ANTENNA  
ANT-129-001**



# ANT-129-001

4G/5G Cross-Polarized (MIMO) 7-10 dBi Panel Antenna



## Additional Product Images

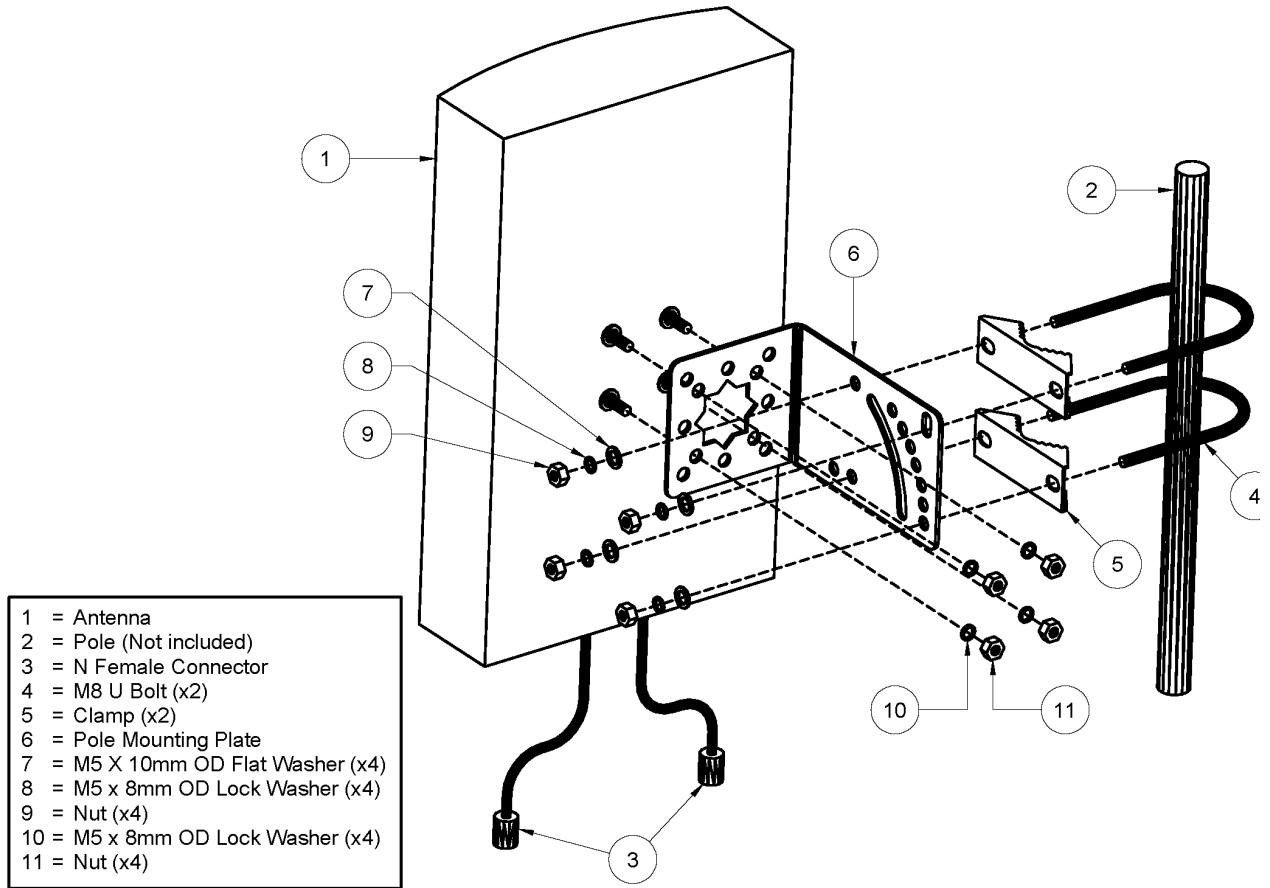


# ANT-129-001

4G/5G Cross-Polarized (MIMO) 7-10 dBi Panel Antenna



## Installation Instructions



### Directional Antenna Installation Tips

- Determine location of nearest cell tower for your carrier (see [opensignal.org](http://opensignal.org) or [cellreception.com](http://cellreception.com))
- Mount antenna to 2.0 inch max diameter mast or to wall as high as possible but keep coax lead-in cables as short as possible. Observe safety codes regarding lightning protection, grounding, and mast height
- Orient antenna so cables point downward
  - Point away from other antennas, trees & buildings, large vertical objects
  - Connect the “V” lead to your modem’s Main/Primary antenna port;
  - Connect the “H” lead to the Aux/Div port
  - Adjust antenna position left/right and up/down tilt to find optimal signal
- Weatherproof outdoor coax connections with silicone sealing tape (ANT-900-002). Failure to properly seal the connectors will result in permanent damage to the cables & antenna!
- Secure the antenna pigtails and lead-in coax cables to the bracket or mast

# ANT-129-001

**4G/5G Cross-Polarized (MIMO) 7-10 dBi Panel Antenna**



## Contact Information

For the latest specifications, additional product information, worldwide sales and information about Proxicast:

Web: [www.proxicast.com](http://www.proxicast.com) Tel: 1-877-777-7694

Email: [sales@proxicast.com](mailto:sales@proxicast.com) 1-412-213-2477

Proxicast • 312 Sunnyfield Drive, Suite 200 • Glenshaw, PA 15116 USA

For technical questions and application information:

Email: [support@proxicast.com](mailto:support@proxicast.com)

## Important Notice

The information contained herein is believed to be reliable. Proxicast makes no warranties regarding the information contained herein. Proxicast assumes no responsibility or liability whatsoever for any of the information contained herein. Proxicast assumes no responsibility or liability whatsoever for the use of the information contained herein. The information contained herein is provided "AS IS, WHERE IS" and with all faults, and the entire risk associated with such information is entirely with the user. All information contained herein is subject to change without notice.

The information contained herein or any use of such information does not grant, explicitly or implicitly, to any party any patent rights, licenses, or any other intellectual property rights, whether with regard to such information itself or anything described by such information. Proxicast products are not warranted or authorized for use as critical components in medical, life-saving, or life-sustaining applications, or other applications where a failure would reasonably be expected to cause severe personal injury or death.